





decorative interior cladding for walls & ceilings



*for a
contemporary
look*



easy to fit . . . easy to maintain . . . decorative solutions


PLASTIVAN

Mosaic small tile effect with a wipe clean flush finish




Colours and designs

Pack Size 25cm x 2.7m x 4



Grisacco 65200



Azulado 65201



Sabbioso 65202



Almond (65203)

DESIGN FEATURES INCLUDE:

- *Easy to fit*
- *No grouting necessary*
- *Superb wipe clean flush finish - small tile effect*
- *4 great colour ways to choose*
- *Available in 2.7 metre lengths - 4 per pack*

low maintenance - no need for grouting **Marmo**



DESIGN FEATURES INCLUDE:

- *A classic marble effect panel*
- *Available in five different shades*
- *Bright, modern feature strips, like the gold shown here, enhances the marble effect*



Colours and designs

Pack Size 25cm x 2.7m (or 4.5m or 6m) x 4

Colour/Design matching trims are available for this range



Grigio 6545



Azzuro 6546



Amarelo 6547



Verde 6548



Rosso 6549

Ceramica *warm to the touch - reduces condensation*



DESIGN FEATURES INCLUDE:

- *The convenience of tiles, without the hassle and maintenance of grouting*

Colours and designs

Pack Size 25cm x 2.7m

Tile size 25cm x 25cm



Bologna 65500



Verona 65501

Colours and designs

Pack Size 25cm x 2.7m (or 6m) x 4

Colour/Design matching trims are available for this range



Pacific 65100



Marine 65101



Laguna 65110



Amazone 65111



Nevada 65120




Colorado 65121

Carrara

DESIGN FEATURES INCLUDE:

- *An exciting marble design featuring light & dark shades*
- *Will suit traditional mix & match themes*



water resistant - easy clean Craquele

**DESIGN FEATURES
INCLUDE:**

- *Available in a variety of sizes colours and finishes*
- *High gloss finish*

Colours and designs

Pack Size 25cm x 2.7m (or 4.5m or 6m) x 4

Colour/Design matching trims are available for this range



Grey 6536



Beige 6538



Blue/Black 6537



Shining White 6525



Alternative marble effects

Colour/Design matching trims are available for these ranges

Pack Size 25cm x 2.7m



Venetian Marble 65300



Blue Marble 6541



Pink Marble 6543

Interio *practical, stylish interiors*



DESIGN FEATURES INCLUDE:

- Gives the effect of a textured finish

Colours and designs

Pack Size 25cm x 2.7m

Colour/Design matching trims are available for this range



Quartz 65602



Basalt 65603



Arabica 65604



Robusta 65605



Cassis 65606



Unique

DESIGN FEATURES INCLUDE:

- A stylish, neutral,
v-groove panel


Colours and designs

Pack Size 25cm x 2.7m (or 4.5m
or 6m) x 4

Colour/Design matching trims are
available for this range



Vanille 6616



Azure 6618



Baltic 6617



Camel 6619



cost effective decorative solution *Forestline*

*DESIGN
FEATURES
INCLUDE:*

- *Stunning v-groove wood effect panels to enhance any room*

Colours and designs

Pack Size 25cm x 2.7m (or 4.5m or 6m) x 4


Colour/Design matching trims are available for this range



Alaska 6630



Arizona 6633



Montana 6634



Style panel

DESIGN FEATURES

INCLUDE:

- *Great for the office or study*
- *Adds a luxurious touch*

Colours and designs

Pack Size 25cm x 2.7m (or 4.5m or 6m) x 4

Colour/Design matching trims are available for this range



Beech 8770



White Ash 8771



Birch 8772



Top Decor Ceiling *can be used on walls & ceilings*

DESIGN FEATURES INCLUDE:

- Combined with mirror strips to suit a wide variety of room types
- Gives you that sophisticated look
- Bright, functional and easy to maintain

Colours and designs

Pack Size 15cm x 2.7m (or 4.5m or 6m) x 6



Shining White 8525



Cream Woodgrain 8530

Top decor inserts




Warm White 8901



Gold 8921



Silver 8922



Blue 8925



Ceiling Cladding

DESIGN FEATURES INCLUDE:

- Shining white 3 plank
- Bright, functional and easy to maintain

Colours and designs

Pack Size 30cm x 6m x 4



Shining White 4525



Classic

DESIGN FEATURES

INCLUDE:

- *Stunning v-groove wood effect panels to enhance any room*

Colours and designs

Pack Size 25cm x 2.7m



Classic Beige 68300



Classic Grey 68301



Fitting instructions

Our easy to follow installation guide is provided with each pack so you get the best from your decorative panels


installation

PVC Panels are easy to install. Provided the wall surface is completely flat, you may glue/silicone the panels to the wall. If not you can either staple, nail or screw the boards on wooden battens. In rooms with a high humidity treated wood and stainless steel fixings should be used. Extra insulation can be installed between the battens.


1. In case you decide not to glue the panels to the wall, you start by placing wooden battens approx. every 30 cm. To install the panels vertically, place the battens horizontally and vice versa.
2. Continue by measuring the number of panels you will need for the wall or ceiling. If the last panel is too narrow, we advise to saw the first panel so that you have at least 4 cm on either side.

3. Start by fixing the start and edge trim (no 9) around the surface you want to decorate. Insert the first panel into the trim. Make sure the first panel is placed perfectly straight (using a spirit-level or a thread with weight) before stapling, nailing or screwing the lip onto the batten (every 30cm). Leave about 5mm clearance between the panel and the edge trim. A fine tooth saw is recommended for cutting the panels to size.
4. Insert the second panel completely into the groove before stapling (nailing or screwing) into the lip. Proceed in the same way with the next panels. For the finish you can also use the internal corner profile (profile no 4V), the external corner (profile no 17V) and/or the centre joint (profile no10).

Finishing Profiles



Start and edge trim



Internal corner profile


Corner Solution



Bended profile for external corner



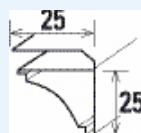
Cutting detail



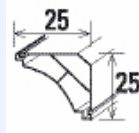
Bended profile for internal corner

Coving (White only)

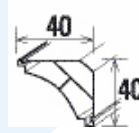
Available in 6m lengths
internal, exterior & joiners available



1-Part moulding
25mm
Part No: 14



2-Part moulding
25mm
Part No: 24



2-Part moulding
40mm
Part No: 21

Cladseal decorative wall panel sealing kit

Decorative Wall Panel Sealing Kit

Durable • Flexible • Hygienic • Attractive



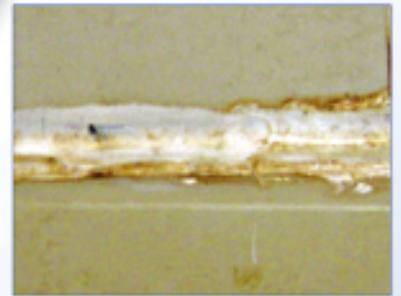
Cladseal

BS 5385

Cladseal

Meets BS 5385
Recommendations

Why offer the beauty of decorative wall cladding and spoil it with an unhygienic eyesore?



THE BENEFITS

Flexibility

A bond-breaker releases the silicone off the inside walls of the trim allowing it to stretch for movement between the ledge & wall

Durability

The sealant is protected inside a durable trim from exposure to the modern hostile shower environment

Hygiene

The sealant is concealed and does not attract bio body wash & debris

Aesthetics

No exposed sealant, slime or mildew, just an unobtrusive seal that looks great!

HOW CLADSEAL WORKS



Sealux-N Silicone

Each Cladseal strip has a green tape (the red line) applied to the inside face of the strip. Sealux-N silicone cannot bond to this tape after it cures. When joint movement occurs between the ledge and wall, the Sealux-N silicone simply releases off the green tape (under tension) and stretches to accommodate joint movement. All very simple!

Everything Included:


- 2 Strips (1.85mtr)
- 2 Sealants
- 1 Mitre Box
- 2 End Caps
- 1 Spatula
- 3 Wipes

Easy to fit

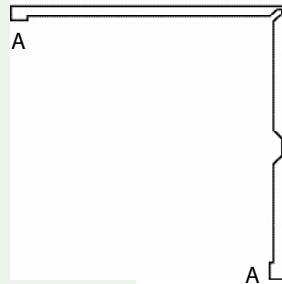


With easy to read illustrated instructions

Multi purpose trims



Multi purpose trim

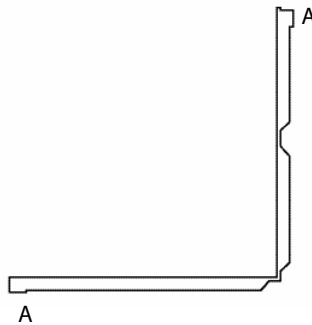


Bended profile for external corner



External corner

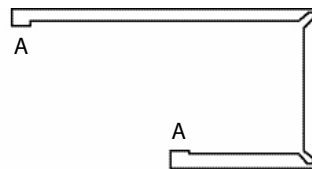
1. Remove protective tape A. before installation.
2. Bend once at appropriate flexible joint for required finish (repeated bending will result in cracking of trim).
3. In shower or wet areas additional silicon should be applied to multi purpose trim.



Bended profile for internal corner



Internal corner



Perimeter trim


Colour matched for the following ranges:

- *Marmo, Carrara, Craquele, Unique, Forestline, and Shining White, Interio, and Alternative Marbles*

available in high gloss white for all other applications.

colour inserts

Suitable for use with flush fitting panels with a product code starting with 65..



Gold 8821 Silver 8822





General Information

- Coverage:** Each pack covers an area of 2.7sq metres.
Product available in standard lengths of 2.7 metres and 6 metres to order.
- Maintenance:** Use normal cleaning agents i.e hot soapy water and a soft cloth or sponge. Solvents are not recommended neither should aggressive cleaning agents be used.
- Fire:** Plastivan have class 1 fire certification for various products, please contact us for further details.
- Temperature:** Use the product in temperatures between -20°C and +60°C.
- Down Lighters:** Refer to temperature information.
- Performance:** Plastivan Decor is for internal use only, when installed and maintained as per our instructions, the product is covered by a 10 year guarantee against crazing or fading due to U.V light.
Only a low tack masking tape may be used during installation and removed immediately afterwards.
- Preparation:** We advise that all Decor panels should be visually inspected prior to fitting.

Copyright © Plastivan 2008 All rights reserved.

This brochure may not be copied, scanned, reproduced, translated or converted to any electronic or machine-readable form in whole or in part without prior written permission from Plastivan Ltd.

NOTE: Colours may vary from those shown in this brochure.

PLASTIVAN

Plastivan Ltd, Unit 4 Bonville Industrial Estate, Bonville Road, Brislington, Bristol BS4 5QU
Tel: 0117 300 5625 Fax: 0117 971 5028 Email: sales@plastivan.co.uk www.plastivan.co.uk